

Millthorpe School Careers News

Welcome to the Year 10 spring term newsletter

Preparing for work experience

The deadline for arranging work experience placements is looming and we hope students are having success at securing a placement. Remember the NYBEP portal at <https://nybep.work-experience.co.uk/> will help students who haven't yet managed to find somewhere. The user name and password are both **Millthorpe22**. Placements can take place at businesses run by family members if that is appropriate and the relevant liability insurance is in place. NYBEP will conduct a health and safety check beforehand in these cases.

In the run up to work experience, there are other things you can do as parents or carers to give students some of the skills they will use during their placement. Look out for opportunities you can provide for them eg.

- Encourage them to answer the telephone
- When you are eating out, ask them to place the order
- Make enquiries about train times
- Plan a family trip or outing

Students can also apply to do a virtual work experience placement during school holiday time though this doesn't replace the need to arrange a weeks physical placement in July. The school is now registered with an organisation called "Speakers for Schools"; this means that as Millthorpe students your child is potentially eligible to apply for virtual work experience placements. Click the link below for more details – students will need to register as a new user.

<https://www.s4snextgen.org/>



THE EXPERIENCE PROGRAMME

Our mission is to give all young people access to the top. By connecting our national network of schools with industry leading employers, we open young people's eyes to the possibilities ahead of them.

Our programme is run through a simple, safe-guarded portal, giving students access to opportunities, schools an easy way to manage their work experience and employers the chance to diversify their early talent pipelines and meet their social mobility goals.

Create your free Experience account with Speakers for Schools below.

Careers in the curriculum

There are several careers events that are scheduled to take place in Y10. These include lessons on financial planning and money management; mock interviews; a one week work experience placement and our preparation for employment event which includes workshops on apprenticeships, CV writing, communication and interview skills and the world of work. We are hopeful that all of these activities will take place face to face in the Spring and Summer terms.

Careers planning

All students at Millthorpe have access to two online resources that can help with careers planning.

eCLIPS

For detailed careers information, eCLIPS is a super resource!

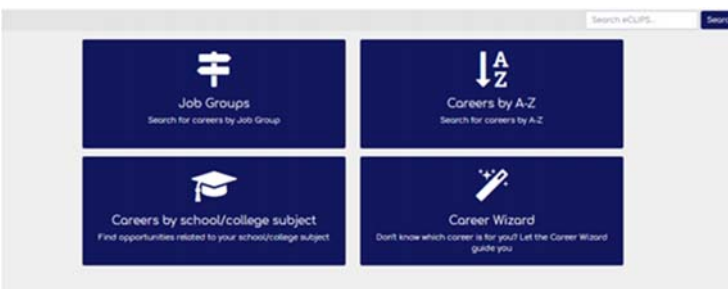
You can search by job title, job groups and careers by school subject.

Go to www.eclips-online.co.uk. At the top right corner, click on 'Login to eCLIPS'. You will then be asked for a password. This is **YO231WF**



Choose your own starting point:

Spend some time exploring areas of interest, and make notes of anything that you will need to remember, like entry requirements, work experience etc.



- Browse careers by Job Group
- Search by A-Z
- Find careers related to your favourite school subjects
- Use the Career Wizard to match you to careers that will suit you

KUDOS

For people who are struggling to see which careers might suit them, KUDOS is a great starting point. There is a quiz to generate career ideas based around interests, skills and school subjects.

You may like to sit with your child while they answer the questions and look at the results. This can be a great opportunity to affirm your child’s skills and encourage them to think positively. Allow about 20 – 30 mins initially.

When looking at the results, be guided by your child’s interests, encourage them to research the careers that they have not heard of, and challenge any wrong or stereotypical ideas that they might have.

Go to <https://kudos.cascaid.co.uk>. Register with the code **quizbest37**

Ask your child to use their school email address as their user name and password.

Click on MY FUTURE.

You can now work through the questionnaire. There are 3 sections:

My Future, My Personality and My Skills

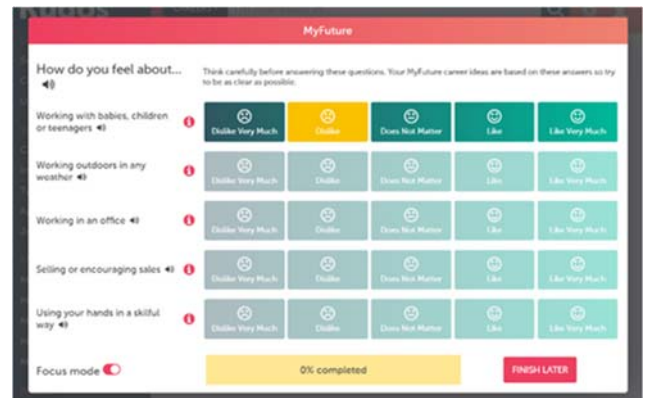
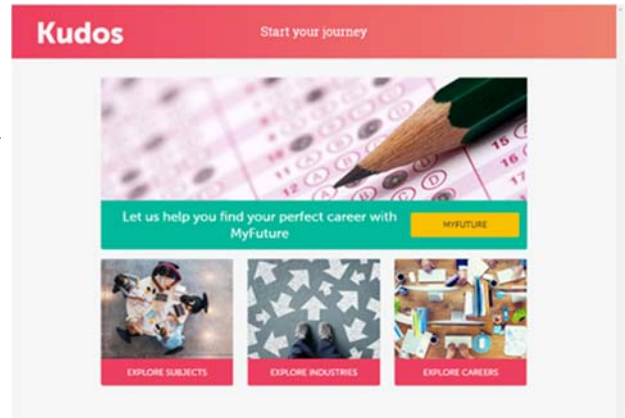
You can choose whether to complete them all in one go, or to spread them out over several sessions.



Click on Careers and then Career ideas to see which careers match your responses.

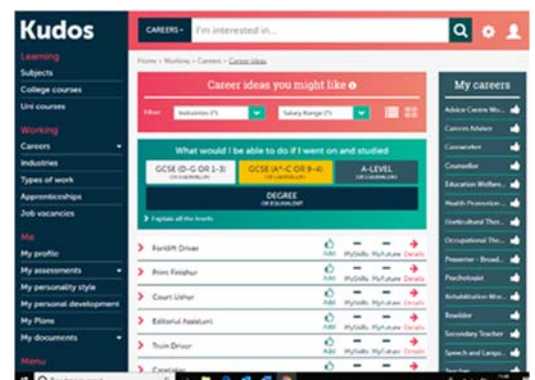
From this screen, you can read more about each career, click on the ‘thumbs up’ to add it to your list, and click on the red ‘Details’ to see how well it matches your responses.

If the careers seem completely wrong, or there are not enough good ideas, then go back and review how you have answered the questionnaire.



If you **have used** KUDOS before, you will be taken to your home screen, which may show some recent updates from KUDOS. Click on My profile to see what you have already done.

By clicking on My assessments, and then My future, you will be able to review and change the answers to your questionnaire.



As always, feel free to email Rachel Howlett, the Shine Careers Adviser at r.howlett@millthorpe.southbank.academy with any queries, or contact her via the school. The Careers Lead at Millthorpe is Ivan Noble and he can be contacted at i.noble@millthorpe.southbank.academy

Spring 2022