



Millthorpe
School

Moving to Millthorpe

TRANSITION UPDATE 04: **Uniform + trips and activities + top tips**

Welcome to Millthorpe School

We really hope that you have enjoyed the last few editions of Moving to Millthorpe and feel like you know your new school well.

In today's edition, we will explain your new school uniform, the fun activities on offer, the fantastic clubs that you can join and amazing trips that you will get the chance to go on. We finish with some 'Top Tips' from Year 7 students which we think you will find really helpful.

We hope that you enjoy reading this final edition of Moving to Millthorpe and that it helps you to feel ready to join us in September. We know there has been lots of information but please be

reassured that you do not need to remember everything.

We will explain everything to you again in September and will support you as you settle in to your new school. We will also cover lots of this information at the new **Year 7 Parents and Carers Evening on Monday 4th July**, and on your **Induction Day on Wednesday 6th July**. We will be in touch with more information about both of these events soon.

A virtual visit

In case you haven't already had a chance to visit Millthorpe and wanted to see what the school looks like, please watch this video – <https://www.youtube.com/watch?v=u0z8IDZT3l4>

This video tour was recorded last year so please ignore the dates that are mentioned. It also includes a welcome from Miss Tapscott at the end, but don't be confused! She is the current Head of Year 7 and will be the Head of Year 8 next year. We will be sending you an introduction to your Form Tutor, your Head of Year Miss Forrester, and your Deputy Head of Year Mrs Roberts soon, **so ask your parents or carers to look out for this email.**

We can't wait to welcome you to Millthorpe School!

Mr Baybutt



Your school uniform:

Here's what you need to know...

SCHOOL UNIFORM

Your Millthorpe uniform will probably be very different to what you had to wear at primary school. We wear blazers, (optional) school jumpers, smart white shirts, ties, school trousers or skirts, both with the Millthorpe badge on and, a big change for some who were allowed to wear trainers at primary school, you must wear smart school shoes.

We expect all students to look smart and wear full uniform at all times.

What is the school uniform? What do I need to wear?

A labelled example of what our uniform looks like is on the following page, together with what types of shoes are acceptable and what types of footwear are

not allowed. It is also important that you wear it smartly. This includes fastening top buttons, ties done correctly, shirts tucked in and skirts being worn so that they are roughly knee-length.

In addition to this, hairstyles should not be 'extreme' and should be natural in colour. In terms of jewellery, you can wear one pair of small plain studs in your ears, a watch and one ring. No other piercings or jewellery is allowed. No students are allowed to wear nail varnish/acrylic nails and we ask that students do not wear make-up in Year 7. More information about the school uniform is available at www.millthorpeschool.co.uk/millthorpe/parents/school-uniform/ and information about PE kits is www.millthorpeschool.co.uk/millthorpe/parents/p-e-kit/

Please note that the website is for this current academic Year so please ignore the section

about ties. You will be wearing a tie with a green stripe – more information on the following page.

Where do I get my uniform from?

The main uniform items are available from Keal Teamwear, 105 Walmgate, (Tel) 01904 624497, www.keal-teamwear.com


Keal Teamwear will provide school blazers, (optional) school jumpers, school badged trousers and skirts, ties and some items of your PE kit. School shirts and shoes can be bought from any shop.

If you are entitled to a Free School Meal, we will also send you a voucher to help with the cost of your school uniform. We would recommend that you wait to receive this voucher before beginning to purchase your uniform.

CONTINUED ON NEXT PAGE >>>

Your school uniform:

Here's what you need to know...



PERMITTED STYLES



NOT PERMITTED



CONTINUED ON NEXT PAGE >>>

Your school uniform:

Here's what you need to know...

Eco-Laundry

We also have an Eco-Laundry in school. This gives you the chance to buy clean, pre-loved uniform items in very good condition for a fraction of the price.

This helps you to keep the cost of uniform down, and also reduces the impact on the environment.

We will let you know how you can purchase items from the Eco-Laundry soon but please note that it will be offered to families in receipt of Free School Meals in the first instance and we will be in touch with these families in due course.

Ties


Each Year group has a different colour of stripe on their tie. Year 7 students will be wearing a **navy tie with green stripes** so make sure this is the tie that you buy.

If you want a brand new tie, you can buy your tie from **Keal Teamwear**, or you can also check out our Eco Laundry for a pre-loved tie in good condition for a fraction of the cost, courtesy of our outgoing Year 11s.

DRESSED FOR SUCCESS

All main uniform items are available from **Keal Teamwear**, 105 Walmgate, (Tel) 01904 624497, www.keal-teamwear.com

Keal Teamwear supply school blazers, (optional) school jumpers, school badged trousers and skirts, ties and some items of your PE kit. School shirts and shoes can be bought from any shop.



Trips and activities

Here's what you need to know...



What fun activities are on offer?

Where do we start with this? We always say that you cannot be bored, especially if you are prepared to get involved and try new things! We have so many fun things for you to try. There is a full programme of activities every lunch time and after school. These include: the library, ICT, sports, music, dance, drama, STEM club, manga club, cooking club, karaoke club, coding club, drone club, Young Carers, LGBTQ+, Culture Club (Diversity), various departmental clubs...the list goes on! Our staff and students go above and beyond to make sure there are lots of clubs for you to get involved with and enjoy.

Will we go on any trips?

At Millthorpe, we are very lucky that we are able to offer a lot of trips for you to enjoy. Some of the trips will be during school time. These include Geography field trips to Bolton Abbey and Flamborough Head, a History trip exploring the city you live in and various other trips planned by your teachers.

Some of the trips are free but many of the trips incur a cost so parents and carers will have to help you decide which trips you may be able to experience if you're lucky...and well behaved! We run a Y9 residential trip to Carlton Lodge and also invite all Y10 and Y11 students to take part in the Duke of Edinburgh Award. We also offer many trips abroad and these include:

- Exchange trips to see 'pen friends' that you might make in Germany
- A cultural languages trip to France
- Two ski/snowboarding trips; one to Poland and another to Austria

- A geography trip to see the volcanoes of Sicily, and walk on the famous Mount Etna
- A GCSE Geography trip to Iceland (when you're in Y10/11)
- A GCSE History trip to the battlefields of the First World War (when you're in Y10/11)
- A GCSE RE trip to Poland to study the events of the Second World War (including a trip to Auschwitz-Birkenau) – Y10/11
- A beach and water sports trip to Spain in the Summer holidays.

These trips don't run every Year so you can think about what you may want to experience in your time at Millthorpe if you are fortunate enough.



Be your best: Answers to FAQs

1 What happens if I am not wearing the correct uniform, or I am wearing it incorrectly?

We expect all students to wear their full school uniform at all times, and make sure that they are wearing it correctly, as explained above. If you are not in the correct uniform or it is being worn incorrectly, there will be a sanction.

If the problem can be immediately resolved by you (for example, your tie is not being worn properly or your shirt is untucked), your Form Tutor or another Teacher will instruct you to resolve

it and you will get a Point. If you cannot immediately resolve it (for example, you are wearing trainers and do not have your school shoes with you), you will be issued with a 30 minute detention and your Form Tutor will call home.

■ **It is really important that you wear your full uniform smartly at all times.**

2 How do we access the Eco-Laundry?

We will contact families who are entitled to Free School Meals shortly to explain how and when they can access the Eco-Laundry.

We will then let everybody else know how and when they can access it after this time.

3 There used to be a House System at Millthorpe. Why is it now a Year Group system?

We really enjoyed having the House System at Millthorpe, but as our school has grown, we ended up with more than 350 students in each House, and were unable to physically fit everyone into the Main Hall for an assembly!

At Millthorpe, we're really proud of the high quality pastoral care we provide but it was becoming increasingly difficult for two members of the Pastoral Team (alongside Form Tutors) to support more than 350 students.

We have therefore increased the number of staff on the Pastoral Team from 10 to 13, which now

CONTINUED ON NEXT PAGE >>>





Be your best: Answers to FAQs

means that each Year group of just over 200 students will be looked after by two members of the Pastoral Team.

We feel that this will help us to make sure that all students are able to be supported at the high levels that we demand of ourselves.

4 How do we join the clubs?

We will advertise all of the available clubs to you when you arrive in September. They are regularly advertised on the student bulletin, which your Form Tutor will show you each morning. It will tell you what the club is, what time, and whereabouts in school it is. Then, all you need to do, is turn up! There are lots to choose from, but we need to wait until September to share with you what is available.

5 How much do the trips cost?

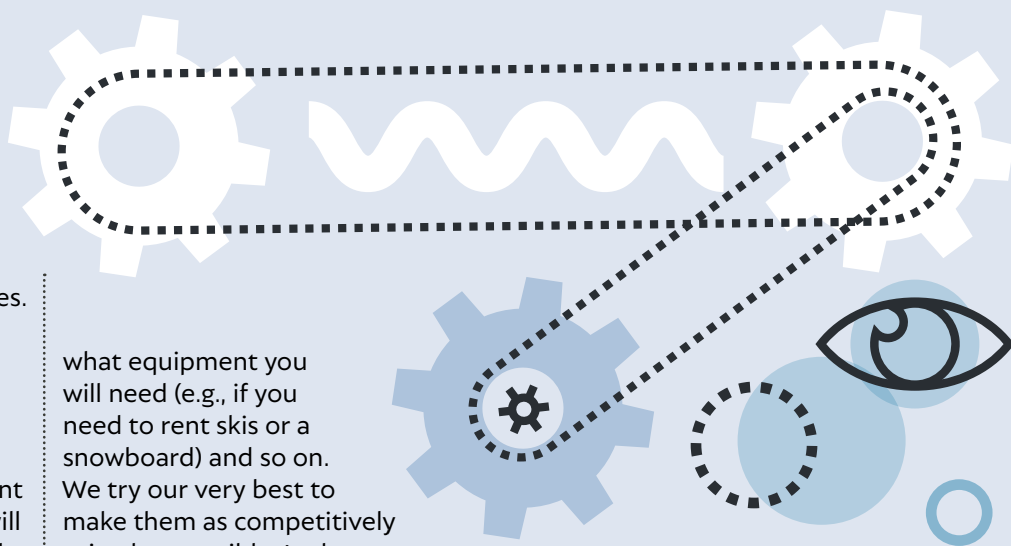
They all vary depending on how long the trip lasts, where it is,

what equipment you will need (e.g., if you need to rent skis or a snowboard) and so on. We try our very best to make them as competitively priced as possible. It also depends on the numbers of students attending and the best prices that we get from the travel companies at the time.

Trips that cost a lot of money are all optional and depend on positive behaviour within school too. Parents/carers are welcome to pay for a trip in instalments, to spread the cost across several

months as it would be a lot to ask for all at once. All trips, including the prices, will be advertised in school and in our weekly email home to your parents/carers.

We try to run different trips at different times, and the bigger and more expensive trips often run once every two years to give you more time to save up.





Top tips:

Written *by* students *for* students!



IS THERE ANY ADVICE FROM CURRENT STUDENTS?

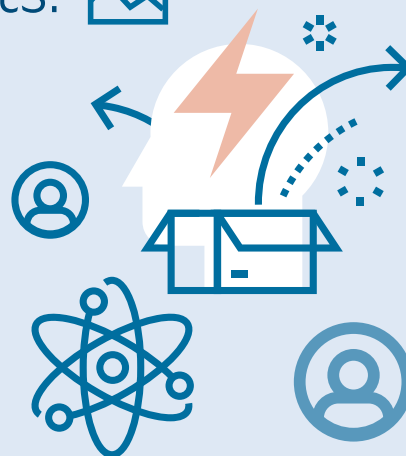
Of course! The following 'top tips' were written by our current students when they were in Year 7. We hope that you find them useful and if we haven't been able to put your mind at rest, these will!

Our Top Tips for Year 7 (written by Year 7s... not teachers!)

- Don't worry about losing friends with people from primary school, even if they are not in the same form as you. You will still be friends with them as long as you both make the effort.
- Don't worry about being told off! The teachers are really understanding, especially in

the first term when you are getting to know the school. We worried that we would be shouted at for being late if we weren't sure where to go but it just did not happen!

- On that note, don't worry about getting lost. The peer mentors (older students who have volunteered to help you) will show you around and other older students are really friendly too. We were surprised at how keen they were to help us. Perhaps they do remember what it feels like to be in a new school!
- Don't worry about making new friends. We have ALL made lots of new friends with people from other primary schools and you will too. Some of us have friends in older Year groups too.
- Don't worry about homework. You don't get as much as you are probably thinking that you will. It is challenging,



but it is manageable, and the teachers will help you if you are finding it tough.


- Don't worry about not knowing something. If you are not sure about something, just ask. An older student or a member of staff will always help you.
- Don't stress! There is really nothing to stress about.
- Do try the food in the canteen. It is **REALLY** nice!

CONTINUED ON NEXT PAGE >>>

Top tips:

Written *by* students *for* students!



- 
- Do try new things and have a go at new clubs and activities. There are loads to choose from and they are both enjoyable and another way to make even more friends.
 - Do come with the right attitude to learning. We have been challenged in our lessons this year, but it is a good level of challenge. Being challenged is important because we always want to improve. At Millthorpe, you are challenged to be the best that you can be and if you need some help or support, you will get it. But you must have a good attitude to learning and aim for 'Gold' on your Learning Conduct.
 - Do ask us if you need our help with anything. We'd be happy to help you to settle in at Millthorpe.

See you all soon...

We really hope that you have found the "Moving to Millthorpe" documents useful and that you feel that you know much more about your new school. We have tried to include everything, but we might have missed something. If you have any really important questions, please ask your parents or carers to email year6transition@millthorpe.southbank.academy and Mr Baybutt will reply as soon as he can. We're all really looking forward to welcoming you at Millthorpe School and working with you and your families to make sure that the next part of your education is really successful.

.....

We will be in touch soon with an introduction to your Form Tutor, Miss Forrester and Mrs Roberts. Take care and stay safe – thank you!