

AO1 Develop - 25% of final grade

The first assessment objective challenges you to develop your work by learning from artists / designers. Find out how other artists have been successful with their ideas and using materials to enhance the aesthetics. Your first artist in your project should be someone with a good historical context and not just someone from Pinterest.

Roughly 4 pages of folder work. This could include...

- Moodboard
- Mind map
- Design timeline
- Artist / designer research
- Evaluate the work of an artist / designer



AO2 Refine - 25% of final grade

The second assessment objective challenges you to develop your work by experimenting with materials and ideas. You should then refine your work by selecting developments appropriately. This means showing improvements by using the materials consistently and then selecting the most successful ideas, experiments and materials for your final piece.

Experiment with a range of techniques and materials. This could include...

- Photography
- Computer designs
- Drawing / painting
- Printing making
- Card models
- laser cutting
- Stencils
- Fabric stencils






AO3 Record - 25% of final grade

The third assessment objective tests your ability to record the development of your ideas. It is about drawing from first hand observation, taking excellent photographs and annotating your progress. In addition it is about the quality of your drawings, card models, fabric samples and any other practical work you produce as well as presentation.

All pages should include annotation with your intention and inspirations. This could include...

- Initial ideas
- Developed ideas
- Card models
- Final idea
- Use of CAD / CAM



AO4 Present - 25% of final grade

This is essentially a final piece that brings together your best ideas and skills that you have explored in your project. Your final piece should look to combine the most successful pieces from your book in to one outstanding piece of art. Ensure that your sketchbook is also completed to the highest standard as you are presenting your entire body of work.

Personal presentation. This could include...

- Final product
- Pictures of making process showing techniques used.
- Pictures of your final product with evaluation.

