

Exam Rubric - Practical Suggestions to Support Year 10 Revision

Over the course of the year, staff in all departments have been working hard to produce an exam rubric for each of their subjects in order to further support GCSE students in their study and revision. A rubric is, simply, a document which makes explicit the criteria by which students' assessments are marked. At Millthorpe, we recognise the value of exam rubric in supporting each student to understand how to make progress to be the best that they can be in each subject and to achieve the best possible final outcomes.

Each department's rubric contains information across the following four areas:


- **Description** - Task/Assignment/Exam Overviews for Each Paper, Grade Boundaries.
- **Criteria** - Assessment Objectives, Mark Schemes, Inserts/Formula Grids, Knowledge Organisers, 'Top Tips'.
- **Levels** - Explicit Success Criteria for Each Level or Grade Point.
- **Standards** - Model examples of Answers at Each Grade Point, including 100% Answers, with Clear Rationale, Key Points from Examiner Reports.

Rubrics are being launched to Year 10 students in lessons, through an assembly and a PD lesson in which students are able to explore their content. There is also a dedicated Year 10 Exam Rubric Google Classroom on which students can find all of their exam rubrics for each subject in one place - students just need to accept the invitation to access this.

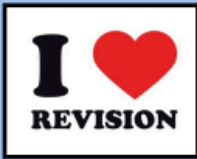
As the PPE revision season gets underway for Year 10, please do encourage your child to make the most effective use of their exam rubrics and to put the information they contain at the heart of their revision - published revision guides are great, but our rubrics have been written by *our* staff specifically for the students they teach, meaning that every page is relevant to them and contains vital information to help move *our* students forward in their understanding in the ways we know will work best for them.

Please see some simple tips below for how your child can make effective use of their exam rubric today:

1. Review your current marks against grade boundaries - every mark matters, so be clear how many marks you need to reach your best possible outcome in each subject.





2. Revise using Knowledge Organisers - use these alongside our Fab Four Revision Strategies - Flashcards, Brain Dumps, Mind Maps and Self Quizzing.




Four Ways to Effectively Use your Exam Rubric Today


3. Study example answers to understand what excellence looks like - if you deconstruct great answers you can better understand how to then produce these yourself.





4. Self-assess your own answers using mark schemes - recognise your own areas of strength and set personal targets for improvement.





Be the best that you can be

